

FALL SEMESTER 2006 COURSE OUTLINE
EDUC 222-3 (EDUCATION)
RESEARCH METHODS IN EDUCATIONAL PSYCHOLOGY
C100

This course has been designed as a companion to EDUC 220-3. In EDUC 220, students learn about major theories and findings in educational psychology and how that information applies to teaching. In EDUC 222, we invite students to learn more, not only about the theories studied in EDUC 220, but also about how educational psychologists conduct research to clarify, test, or develop theory. Students will learn how practicing teachers can enhance their professional development by accessing and applying principles discovered in the research conducted by educational psychologists, and by informally, yet systematically, examining their own teaching practice. To learn more about the applicability of research to practice, students will read, interpret, evaluate, participate in, and plan research.

PREREQUISITE: Corequisite: EDUC 220. Quantitative.

TEXT(S):

Suter, W. N. *Primer of Educational Research*. Allyn & Bacon. (1998).

REQUIREMENTS: Analysis of a study (10 pages)	25%
Critique of a research study (10 pages)	25%
Midterm examination	25%
Final examination	25%

REQUIREMENTS NOTE: Please see exam schedule in Registration Timetable.

Students requiring accommodations as a result of a disability, must contact the Centre for Students with Disabilities (604-291-3112 or csdo@sfu.ca).






DELIVERY MODE: Print

MODE OF DELIVERY NOTE:

SUPPLEMENTARY FEES: Course materials and service fee	\$40.00
Deposit for additional materials	\$0.00

Note: Every distance course includes a CODE package containing assignment deadlines and other information. Please pick it up or ask that it be mailed when registering on goSFU.

If one or more of these symbols appear at the top of this page, it indicates an equipment requirement :

 computer (see over)
  internet access
  Audio CD
 email
  DVD

1300 West Mall Centre
 Phone: 604-291-3524
 Toll Free in Canada: 1-800-663-1411
 Fax: 604-291-4964
 Web: www.sfu.ca/cde

Last updated: 6/22/2006